

MARK OF A











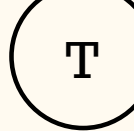





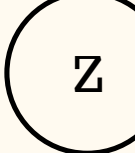
Jewelry designer

Ring Size Guide

Measure one of your rings using the chart below

Choose a ring that you know fits the finger you will be wearing the new Mark of A ring on.

Place it over the circles below and find one that aligns with the inside edge of your ring

 J	 K	 L	 M	 N	 O
15.4mm	15.8mm	16.1mm	16.5mm	16.92mm	17.55mm
 P	 Q	 R	 S	 T	 U
17.75mm	18.19mm	18.61mm	19.1mm	19.51mm	20.02mm
 V	 W	 X	 Y	 Z	
20.32mm	20.76mm	21.18mm	21.49mm	21.89mm	

Important

Do not fit to page when printing.

To check that this has printed accurately, check that this line measures 5cm.

